

DISCOVER THE POWER OF INVESTING IN THE LEADERS.



Invest in L&T Nifty 50 Index Fund.

call 1800 2000 400
www.ltfs.com



An open-ended Equity Scheme tracking NIFTY 50 Index

For most long term investors, any time can be the best time to have a significant allocation to passive strategies.

What is Passive Investing?



No Active Management:

The fund is not managed actively and hence there is no human bias



Mirroring the Index:

Passive Investors mirror these indexes



Rule Based:

All indexes are created basis rules

Index funds are basically on autopilot - where the fund manager replicates the same constituents of an index without any intervention which leads to lower operating costs. These funds should become a crucial part of prudent portfolio design for investors due to a low fee structure, which translates into better returns and minimal risk through broader diversification. Investors should make indexing a core part of a portfolio and can be used wisely in combination with actively managed funds to build a solid long term portfolio.

About L&T Nifty 50 Index Fund

This Fund would track the Nifty 50 which is the index on the National Stock Exchange of India Ltd. (NSE). The index tracks the behavior of a portfolio of blue chip companies, the largest and most liquid Indian securities. It includes 50 of the approximately 1,600 companies traded and captures approximately 65% of its float-adjusted market capitalization and is considered a good reflection of the Indian stock market.

The Nifty 50 covers major sectors of the Indian economy and offers investment managers exposure to the Indian market in one efficient portfolio. Index funds are majorly subject to tracking error.

Who Should Invest?

- Investors looking for an equity exposure through passive investing strategy at a low cost
- Investors looking to participate in the growth story of the Indian market
- Investors looking to invest from long term perspective to grow wealth

Key Benefits



Passive Investment Strategy



No Active Risks



Sectoral Diversity

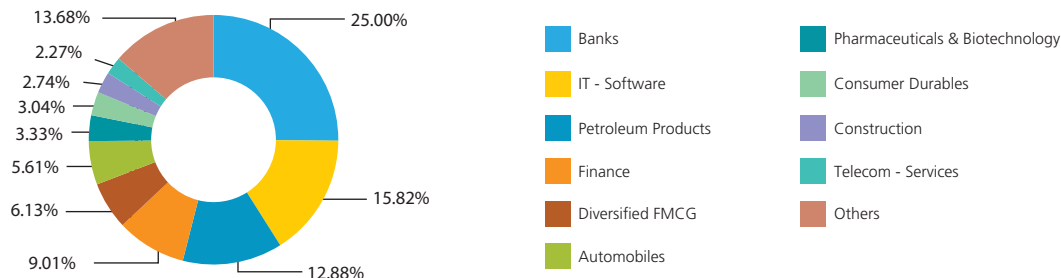


Lower Operating Cost

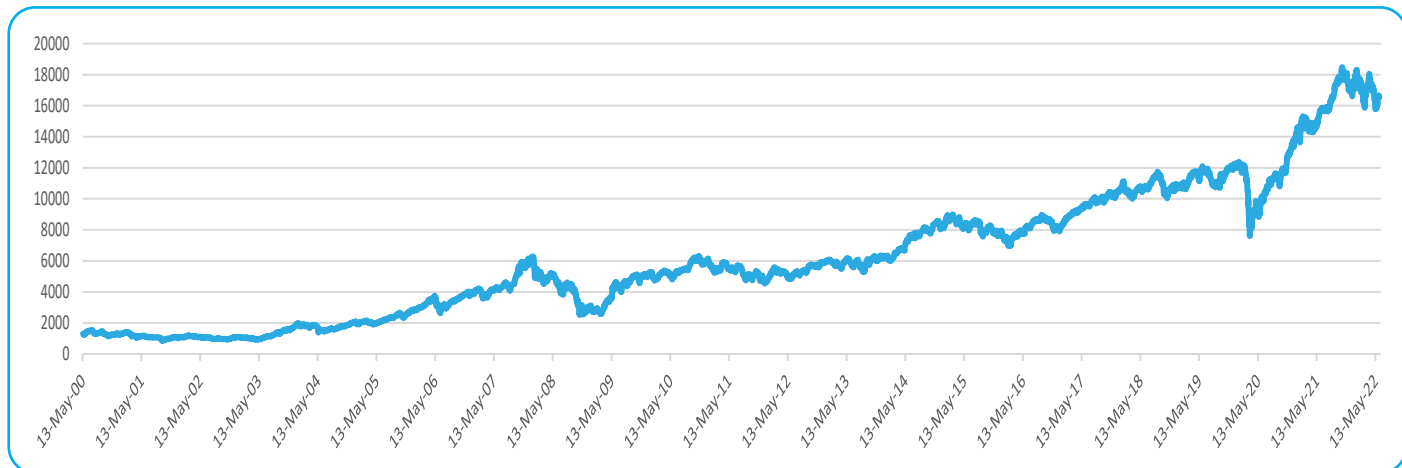


Automatic Stock Selection

Top 10 Sectors



Nifty 50 Index TRI Returns



Past Performance may or may not be sustained in future
Source: MFI ICRA

Fund Facts

Minimum Application Amount

Lump sum: Initial investment: Rs.5,000 per application
Additional investment: Rs.1,000 per application
SIP: Rs.500 (minimum 6 monthly installments or minimum 4 quarterly installments)

Asset Allocation

95%-100% in Equity and equity related securities covered by Nifty 50 Index
0%-5% in Debt and money market instruments
Benchmark: Nifty 50 Index TRI

Fund Manager

Mr. Praveen Ayathan (w.e.f. Apr 15, 2020)

Load

Entry Load: Not Applicable
Exit Load: If the Units redeemed or switched out are upto 10% of the units purchased or switched in ("the limit") within 1 month from the date of allotment. – Nil. If units redeemed or switched out are over and above the limit within 1 month from the date of allotment – 1%. If units are redeemed or switched out on or after 1 month from the date of allotment – Nil

Investment Objective

The scheme will adopt a passive investment strategy. The scheme will invest in stocks comprising the Nifty 50 index in the same proportion as in the index with the objective of achieving returns equivalent to the Total Returns Index of Nifty 50 index by minimizing the performance difference between the benchmark index and the scheme. The Total Returns Index is an index that reflects the returns on the index from index gain/ loss plus dividend payments by the constituent stocks.

There is no assurance that the investment objective of the Scheme will be realized.

call 1800 2000 400
www.ltfs.com

L&T Financial Services
Mutual Fund

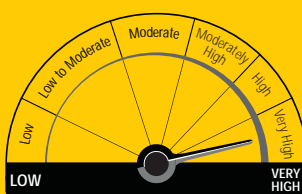
Follow us on    

This product is suitable for investors who are seeking*

- Long term capital appreciation
- Investment in equity securities covered by the NIFTY 50

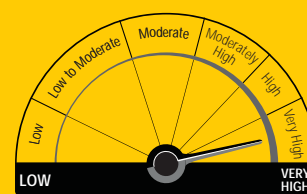
*Investors should consult their financial advisers if in doubt about whether the product is suitable for them.

Riskometer of the Scheme



Investors understand that their principal will be at very high risk

Riskometer of the Benchmark



All data mentioned above is as on May 31, 2022, unless otherwise stated above.

Mutual Fund investments are subject to market risks, read all scheme related documents carefully.